



MARWARI COLLEGE, RANCHI

(A CONSTITUENT UNIT OF RANCHI UNIVERSITY)

Website : www.marwaricollegeranchi.ac.in E-mail : marwaricollegeranchi@gmail.com Ph : 0651- 2213545

Memo No./

Date: 28/06/2023

NOTICE


This is to inform all the applicants that the Online Entrance Examination for UG Vocational Admissions 2023 will be conducted only for BCA and BBA courses. The entrance examination will be application based so all the applicants are directed to bring their android based mobile phones with them for examination. The other instructions related to entrance examination will be updated soon.

Applicants from other courses are exempted from the Online Entrance Examination. The merit list for these courses will be published on 01th July 2023.

The merit list for BCA and BBA will be published on 08th July 2023.

The Dates for Online Entrance Examination is mentioned below:-

S.No	Courses	Entrance Examination Date
1.	B.Com in Business Administration	04-07-2023
2.	B.Sc in Computer Applications	05-07-2023


(Dr. Manoj Kumar)
Principal
Marwari College, Ranchi



MARWARI COLLEGE, RANCHI

(A CONSTITUENT UNIT OF RANCHI UNIVERSITY)

Website : www.marwaricollegeranchi.ac.in E-mail : marwaricollegeranchi@gmail.com, Ph : 0651- 2213545

Memo No./

Date:

Guidelines for the Applicants:-

- The entrance examination will be **application based**.
- The applicants must bring **android-based** mobile phones with themselves.
- The candidates are directed to **download online entrance test app from play store (Marwari College AET)**. The link for this app will be also uploaded on our college website prior to exam.
- Make sure your mobile is fully charged and should have sufficient data and internet plan with sufficient data pack.
- The reporting time for the applicant is **30 minutes prior to** start of exam.
- The applicants are directed to **bring (i) hard copy of the duly filled application form (ii) Adhar card as their ID proof and (iii) 12th Admit Card**.
- Applicants are permitted to bring their own stationery. A blank paper shall be provided to each applicant.
- Close all other applications on your phone before starting the exam.
- Once the exam starts, do not switch to any other app. On doing so your attempt may be considered as malpractice and your exam will be terminated.
- Do not receive calls during the examination. This also will be treated as changing the windows.
- Students will not be allowed to login after 30 minutes from the start of examination.
- For any technical help or support you are directed to seek help from your invigilators in the examination hall.



MARWARI COLLEGE, RANCHI

(A CONSTITUENT UNIT OF RANCHI UNIVERSITY)

Website : www.marwaricollegeranchi.ac.in E-mail : marwaricollegeranchi@gmail.com, Ph : 0651- 2213545

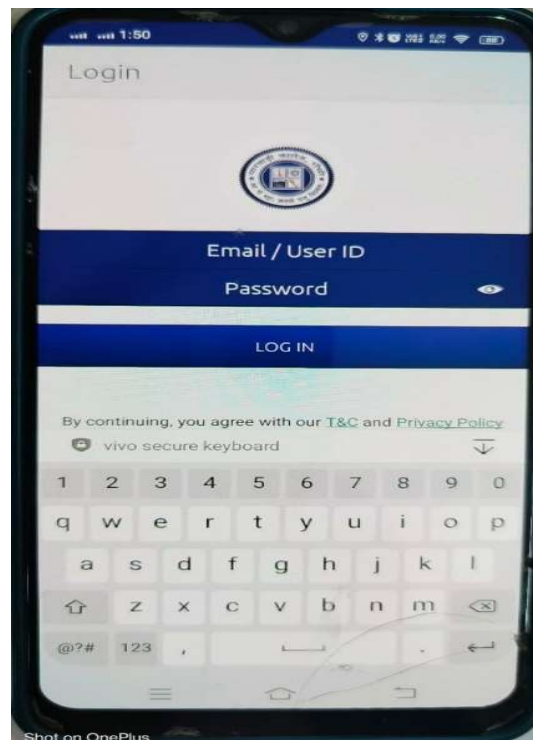
Memo No./

Date:

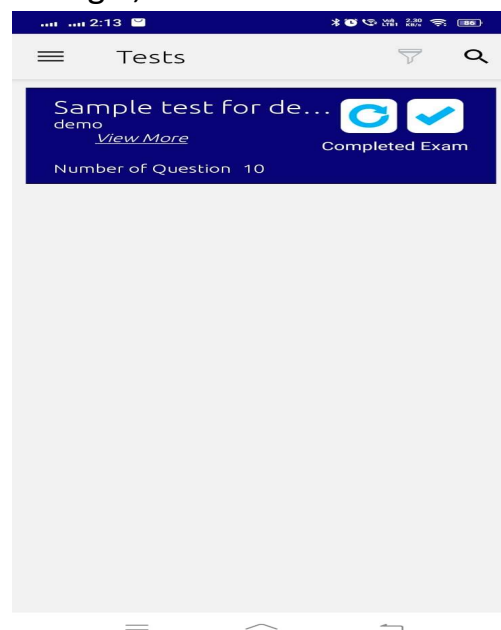
STEP BY STEP GUIDELINE TO APPLICANTS FOR ONLINE EXAMINATION MODULE:-

- **LOGIN**

User login appears on the screen as shown:-



- After successful login, user can view the home screen of application.





MARWARI COLLEGE, RANCHI

(A CONSTITUENT UNIT OF RANCHI UNIVERSITY)

Website : www.marwaricollegeranchi.ac.in E-mail : marwaricollegeranchi@gmail.com, Ph : 0651- 2213545

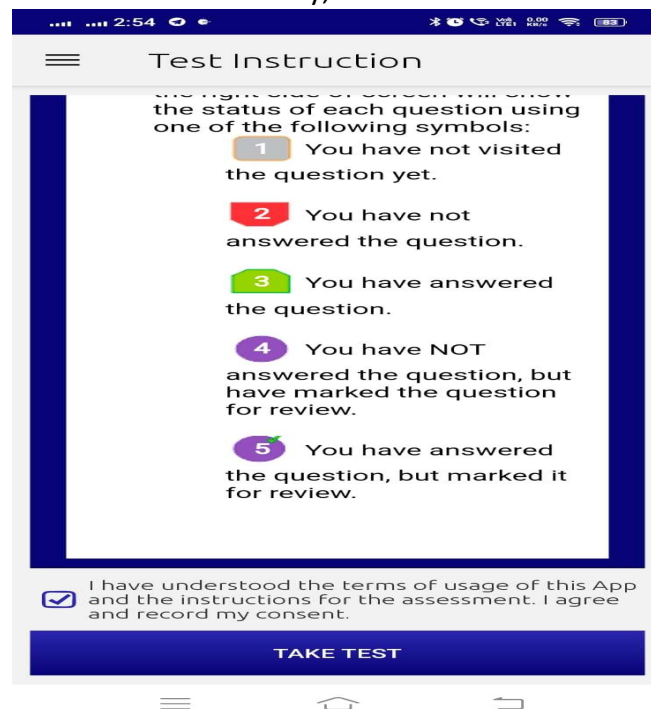
Memo No./

Date:

- Click on the **Exam** icon to get the instruction page:-



- After reading the instructions carefully, tick the checkbox and click on “**TAKE TEST**”.



- Once exam is started avoid minimizing the app else your exam will be interrupted. Only 2 attempts will be given to the candidate to get back and resume the test.



MARWARI COLLEGE, RANCHI

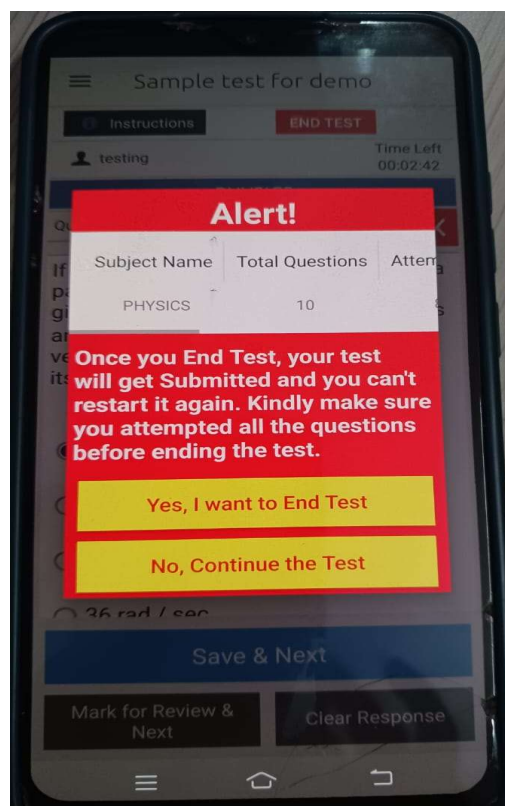
(A CONSTITUENT UNIT OF RANCHI UNIVERSITY)

Website : www.marwaricollegeranchi.ac.in E-mail : marwaricollegeranchi@gmail.com, Ph : 0651- 2213545

Memo No./

Date:

- If the candidate fails to resume the test within the given 2 attempts, the ongoing exam will be terminated and you will not be able to get back to it.
- After attempting all the questions, click on **End Test** to submit your paper. On clicking **End Test**, an alert message will pop up and two options will be provided. Click on **“Yes, I want to end test”** to finally submit your exam.



Note:- For further queries contact us through the Whatsapp number/ Telegram group/college website.